

PLUMBING & FIRE PROTECTION RESPONSIBILITY SCHEDULE									
ITEM	FURNISHED BY			INSTALLED BY			RE-USE EXISTING	N/A	REMARKS
	LOCAL VENDOR	LANDLORD	CONTR.	LANDLORD	CONTR.	OTHER			
PLUMBING FIXTURES & TRIM			GC		GC				UNLESS OTHERWISE NOTED
DRINKING FOUNTAIN AND ASSOCIATED ACCESSORIES.	LD				GC				
SEWER AND VENT PIPING			GC		GC				
TANK WATER HEATER			GC		GC				
DOMESTIC HOT AND COLD WATER PIPING			GC		GC				
CONDENSATE DRAIN PIPING			GC		GC				
SECOND CONDENSATE DRAIN PIPING			GC		GC				
CONDENSATE DRAIN PUMP			GC		GC				
GAS PIPING			GC		GC				
FLOOR DRAIN, CLEANOUTS, WATER HAMMER ARRESTORS, ETC.			GC		GC				
INSTANTANEOUS WATER HEATER	LD				GC				
DREAMSTEAMER	LD				GC				FOR VS STORES ONLY
DREAMSTEAMER DRAIN PIPING			GC		GC				FOR VS STORES ONLY
SPRINKLER PIPING			FPC		FPC				
SPRINKLER HEADS			FPC		FPC				
FIRE EXTINGUISHERS			FPC		FPC				
AS-BUILTS DRAWINGS			GC						

ABBREVIATIONS, RESPONSIBILITY SCHEDULES			
FPC	FIRE PROTECTION CONTRACTOR	LD	LIGHTING PACKAGE DISTRIBUTOR
AHJ	AUTHORITY HAVING JURISDICTION	LL	LANDLORD
GC	GENERAL CONTRACTOR	LS&C	LIMITED STORE DESIGN & CONSTRUCTION
LC	LANDLORD CONTRACTOR	MC	MECHANICAL CONTRACTOR





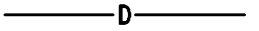





















RESPONSIBILITY SCHEDULE-VS/PINK	NTS	<div style="text-align: center;"> <b>L</b>  <small>09/13/13</small> </div>
	05N-P0101-L00-SCHD	

ABBREVIATIONS - PLUMBING					
AD	ACCESS DOOR	G	GAS	PM	PROJECT MANAGER
ADA	AMERICAN DISABILITY ACT	GAL	GALLONS	POC	POINT OF CONNECTION
ADF	ABOVE FINISHED FLOOR	GC	GENERAL CONTRACTOR	PRV	PRESSURE REDUCING VALVE
AP	ACCESS PANEL	GPB	GALLONS PER MINUTE	PSI	POUNDS PER SQUARE INCH
CD	CEILING DIFFUSER OR CONDENSATE DRAIN	HB	HOSE BIBB	(R)	RELOCATE
CFM	CUBIC FEET PER MINUTE	HD	HEAD	RD	ROOF DRAIN
CI	CAST IRON	HP	HORSEPOWER	RBP	REDUCED PRESSURE
CO	CLEANOUT	HW	HOT WATER	SPM	BACKFLOW PREVENTER
CONT	CONTINUE	INV	INVERT		REVOLUTION PER MINUTE
CONTR	CONTRACTOR				SCHEDULE
COTG	CLEANOUT TO GRADE	LV	LAVATORY	SOV	SHUT-OFF VALVE OR SCHEDULE OF VALVE
CW	COLD WATER	LB	POUND		
		LF	LINEAL FEET		
DET	DETAIL			UH	UNIT HEADER
DF	DRINKING FOUNTAIN	MECH	MECHANICAL		UNLESS OTHERWISE NOTED
DL	DOOR LOUVER	MFR	MANUFACTURER	UTR	UP THRU ROOF
DS	DREAMSTEAMER	MTR	MOUNTED		
DTR	DOWN THRU ROOF	MTD	MOTOR	VTR	VENT THRU ROOF
DWG	DRAWING				
				WC	WATER CLOSET
(E)	EXISTING	(N)	NEW	WCO	WALL CLOSURE
EW	ELECTRIC WATER COOLER	N.C.	NORMALLY CLOSED	WG	WATER GAUGE
		N.I.C.	NOT IN CONTRACT	WH	WATER HEADER
FCU	FLOOR CLEANOUT	N.O.	NORMALLY OPEN	WHA	WATER HAMMER ARRESTER
FCO	FAN COIL UNIT	N.A.	NOT APPLICABLE	WT	WEIGHT
FD	FLOOR DRAIN	NTS	NOT TO SCALE		
FID	FURNISHED BY OWNER, INSTALLED BY CONTRACTOR	P	PUMP		
FP	FIRE PROTECTION CONTRACTOR	PC	PLUMBING CONTRACTOR		
FPS	FEET PER SECOND	PD	PRESSURE DROP		
FS	FLOOR SINK	PLBG	PLUMBING		

PLUMBING ABBREVIATIONS	NTS	J 09/06/13
	00N-P0101-J00-ABBR	

[illegible]

PLUMBING FIXTURE SCHEDULE-VS/PINK	NTS	E 04/09/14
	05N-P0101-E00-SCHD	

	NEW WASTE OR SAN. SEWER		FLOOR CLEAN-OUT
	EXISTING WASTE OR SAN. SEWER		WALL CLEAN-OUT
	CONDENSATE DRAIN		FLOOR DRAIN
	GAS		VENT THRU ROOF
	NEW VENT		POINT OF CONNECTION
	EXISTING VENT		WATER METER
	NEW COLD WATER		SHUT-OFF VALVE
	EXISTING COLD WATER		CONCEALED SPRINKLER HEAD
	NEW HOT WATER		RECESSED PENDANT SPRINKLER HEAD
	EXISTING HOT WATER		UPRIGHT SPRINKLER HEAD
	PIPE DROP		PENDANT SPRINKLER HEAD
	PIPE RISE		BRASS FINISH
			EXISTING SPRINKLER HEAD
			PORTABLE FIRE EXTINGUISHER

**FINISH:**  
CONCEALED AND RECESSED PENDANT HEADS WHITE UNLESS OTHERWISE NOTED  
B: BLACK  
C: CHROME

LEGEND AND SYMBOLS	NTS	D 09/03/1
	00N-P0101-D00-LGND	

1. THESE PLANS MAY BE USED FOR CONSTRUCTION ONLY AFTER APPROVAL IS OBTAINED FROM THE BUILDING DEPARTMENT PLUMBING PLAN CHECK DIVISION AND THAT DIVISION'S STAMPED APPROVAL AND AUTHORIZED SIGNATURE APPEAR ON THE PLANS.
2. COORDINATE ALL WORK WITH ALL TRADES INCLUDED BUT NOT LIMITED TO ELECTRICAL, FIRE PROTECTION, MECHANICAL AND STRUCTURAL CONTRACTORS. INSTALL ALL WORK TO CLEAR NEW AND EXISTING ARCHITECTURAL AND STRUCTURAL MEMBERS. NO ITEM SUCH AS PIPE, DUCT, ETC. IS TO BE IN CONTACT WITH ANY EQUIPMENT.
3. REFER TO ARCHITECTURAL DRAWINGS FOR DEMOLITION WORK.
4. REFER TO ARCHITECTURAL DRAWINGS FOR EXACT FIXTURE LOCATION.
5. CONTRACTOR SHALL PROVIDE CUT SHEETS TO L&D/C FOR ALL EQUIPMENT AND DEVICES FURNISHED BY THE CONTRACTOR THAT DEViate FROM SPECIFIED ITEM FOR REVIEW AND APPROVAL PRIOR TO THE PURCHASE OF ANY SUCH EQUIPMENT OR DEVICES.
6. THE PLUMBING CONTRACTOR SHALL BE RESPONSIBLE TO FIELD VERIFY THE EXACT LOCATIONS, SIZES, INVENTS AND CONDITION OF EXISTING SANITARY WASTE PIPE BELOW SLANT PIPING ABOVE CEILING AND UP THROUGH ROOF AND DOMESTIC COLD WATER SUPPLY PIPING TO TENANT'S DEMOLISHED PREMISES PRIOR TO SUBMITTING HIS BID. NO ADDITIONAL COMPENSATION WILL BE MADE FOR ANY EXTRAS DUE TO CONTRACTOR'S FAILURE TO VISIT THE JOB SITE AND/OR FAILURE TO PREDETERMINE ALL EXISTING CONDITIONS BEFORE SUBMITTING HIS BID.
7. ACCESS TO ALL COMPONENTS AND EQUIPMENT MUST BE PROVIDED TO MEET CODE AND SERVICE/MAINTENANCE EASE.
8. THE CONTRACTOR SHALL VERIFY WITH LOCAL CODES AS TO THE REQUIREMENT/INSTALLATION OF ANY "WATER SAVING" DEVICES TO THE PLUMBING FIXTURES. (EXAMPLE: TOILET, FAUCETS, ETC.)
9. PLUMBING SYSTEM SHALL BE PRESSURE TESTED AND STERILIZED PER LANDLORD'S CRITERIA AND LOCAL AUTHORITY.
10. UPON COMPLETION OF THE WORK, CONTRACTOR SHALL ENSURE THE PROPER WORKING ORDER OF THE SYSTEM(S) AND MAKE ANY ADJUSTMENTS AS REQUIRED.

PLUMBING GENERAL NOTES	NTS	C 09/03/11
	00N-P0101-C00-NOTE	

1. UNLESS OTHERWISE SPECIFIED, CONTRACTOR SHALL PROVIDE ALL NECESSARY EQUIPMENT, MATERIAL, LABOR AND SUPERVISION NECESSARY TO COMPLETE THE PLUMBING WORK IN ACCORDANCE WITH THE SPECIFICATIONS AND STANDARDS.
2. FIELD VERIFY EXIST SIZE AND LOCATION OF EXISTING WATER PIPING BELOW SLAB, VENT PIPING ABOVE CEILING AND UP THROUGH ROOF AND COLD WATER SUPPLY PIPING ABOVE CEILING PRIOR TO COMMENCEMENT OF ANY WORK. AFTER INSTALLATION AND FINAL CONNECTION OF NEW WATER PIPING BELOW SLAB, BACK FILL AND PATCH IN ACCORDANCE WITH THE LANDLORD'S CRITERIA REGARDING SUCH WORK.
3. CONTRACTOR SHALL FURNISH AND INSTALL ALL OF THE NECESSARY PLUMBING FIXTURES (SEE PLUMBING RESPONSIBILITY SCHEDULE ON THIS SHEET) TO SERVE THE TENANT'S DEMISED PREMISES AND MAKE NECESSARY INSTALLATION OF DOMESTIC WATER AND SEWER PIPING FROM TENANT'S DEMISED PREMISE TO CONNECTION PROVIDED BY LANDLORD.
4. SANITARY VENTS SHALL BE ROUTED TO THE EXISTING LANDLORD'S POINT OF CONNECTION WITHIN THE TENANT'S DEMISED PREMISES OR TO A POINT PROVIDED BY LANDLORD. CONTRACTOR SHALL PROVIDE A CAPTED TEE FOR POSSIBLE FUTURE CONNECTION IF REQUIRED BY THE LANDLORD). CONTRACTOR SHALL COORDINATE ALL ROOF PENETRATIONS WITH THE LANDLORD'S ROOFING CONTRACTOR, AS REQUIRED. VENT THRU ROOF SHALL BE AT LEAST 15 FEET AHEAD FROM A/C UNIT FRESH AIR INTAKE.
5. SEAL AROUND ALL PIPES PENETRATING FIRE SEPARATIONS WITH LISTED AND APPROVED FIRE SEAL MATERIAL. ONLY LISTED AND APPROVED SEALANTS AND METHODS FOR THE SPECIFIC USE WILL BE PERMITTED.
6. THE CONTRACTOR SHALL INSTALL ALL TOILET FIXTURES IN ACCORDANCE WITH ALL CODES AND AS REQUIRED BY LANDLORD'S CRITERIA. CONTROLS FOR FLUSH VALVES SHALL BE MOUNTED ON THE WIDE SIDE OF THE WATER CLOSET AND NO MORE THAN 44" A.F.F.
7. THE CONTRACTOR SHALL ENSURE THAT ALL SLAB PENETRATIONS WITHIN THE TENANT'S DEMISED PREMISES ARE PROPERLY SEALED AND REMAIN WATERIGHT TO PREVENT ANY POSSIBLE DAMAGE TO OTHER TENANTS AND/OR TO THE BUILDING. FAILURE TO DO SO SHALL BE AT THE RISK AND SOLE EXPENSE OF THE CONTRACTOR.
8. ALL MATERIAL SHALL BE NEW AND OF COMMERCIAL GRADE, AND BEAR UNDERWRITER'S LABORATORIES AND UNION LABELS WHERE SUCH LABELING APPLIES.
9. PLUMBING CONTRACTOR TO FIELD VERIFY PROPER SLOPE OF EXISTING SEWER TO MAIN SEWER PRIOR TO ANY NEW PLUMBING INSTALLATION.
10. PLUMBING CONTRACTOR MUST VISIT THE JOBSITE TO BECOME FAMILIAR WITH MAJOR ITEMS SUCH AS STRUCTURAL ELEMENTS AND OTHER EXISTING JOB CONDITIONS THAT MAY AFFECT THE WORK. ADDITIONALLY, PLUMBING CONTRACTOR SHALL VERIFY EXACT LOCATIONS AND DIMENSIONS OF SUCH ITEMS AS WENTS, VENTS, WATER LINES, ETC.
11. PLUMBING CONTRACTOR TO FAMILIARIZE AND FOLLOW SPECIFICATIONS AND DETAILS CONTAINED IN DESIGN CRITERIA OF TENANT HANDBOOK.
12. PLUMBING CONTRACTOR TO CLEAR ALL EXISTING AND NEW DRAIN LINES AND FIXTURES, PRIOR TO TURNING OVER SPACE TO TENANT.
13. PLUMBING CONTRACTOR SHALL PROVIDE ACCESS TO VALVES, TRAP PRIMERS, ETC. INSTALLED BEHIND WALLS, FLOORS OR CEILINGS.
14. NO PVC PLASTIC PIPING ALLOWED WITHIN CEILING VOIDS USED FOR NON-DUCTED RETURN AIR PLENUM OR IN WALLS, EXCEPT IN CANADA WHERE XFR-PVC MAY BE USED IF PERMITTED BY THE AUTHORITY HAVING JURISDICTION.
15. THE GENERAL CONTRACTOR'S FIRE SPRINKLER SUB-CONTRACTOR SHALL DESIGN AND INSTALL FIRE SPRINKLER SYSTEM CONFORMING TO LANDLORD'S CRITERIA, TENANT'S REQUIREMENTS, AND PER LOCAL CODES AND NFPA STANDARDS.

PLUMBING CONSTRUCTION NOTES	NTS	<div style="font-size: 2em; font-weight: bold; text-align: center;">A</div> <div style="font-size: 0.8em; text-align: center;">09/03/11</div>
	00N-P0101-A00-NOTE	



**M-Engineering**  
750 Brooksedge Blvd.  
Westerville, Ohio 43081  
phone: 614.839.4639  
fax: 614.839.2222  
[www.mengineering.us.com](http://www.mengineering.us.com)

Limited brands

**LIMITED STORE PLANNING, INC.**  
**d/b/a STORE DESIGN & CONSTRUCTION**  
 Three Limited Parkway Columbus, Ohio 43230  
 Telephone: 614.415.7000 Fax: 614.415.7349

PROHIBITION ON REUSE:  
THESE DRAWINGS AND SPECIFICATIONS ARE THE PROPERTY OF THE U.S. ARMY AND ARE NOT TO BE REPRODUCED OR USED IN ANY MANNER WITHOUT THE WRITTEN PERMISSION OF THE U.S. ARMY.

**010500133**

**VICTORIA'S SECRET**

**QUAIL SPRINGS MALL**

SPACE NO. 119  
22501 WEST MEMORIAL RD.  
OKLAHOMA CITY, OK 73134

---

**PACKAGE:**

SCOPE: OPTIM

SCOPE:

**PROJECT INFORMATION:**

REVISIONS:

REQUIRED BY: \_\_\_\_\_ DATE: \_\_\_\_\_

\_\_\_\_\_

\_\_\_\_\_

\_\_\_\_\_

TE CONSTRUCTION GROUP  
KE JACKSON, TX  
ONE: 979-285-0712

TE: THESE PRINTS HAVE BEEN  
DUCED BY 50 PERCENT SCALE  
LL BE 50 PERCENT OF WHAT IS  
ED ON PLANS

DATE ISSUED: 05.30.2014  
DESIGNED BY: BLS  
DRAWN BY: BLS  
CHECKED BY: JAH

## PLUMBING NOTES AND SCHEDULES

DRAWING NUMBER:

P01.1